



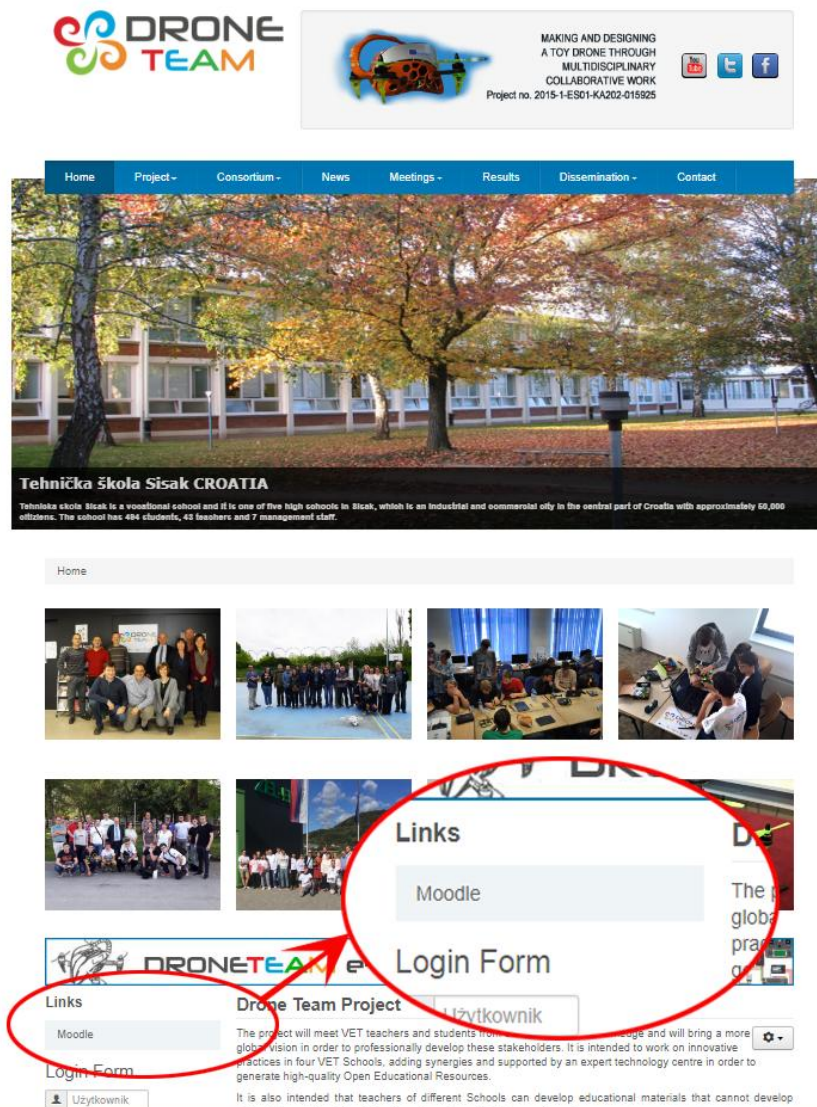
Multiplier Event - Conference Zabrze (Poland) Moodle platform - introduction

Prepared by ZS10



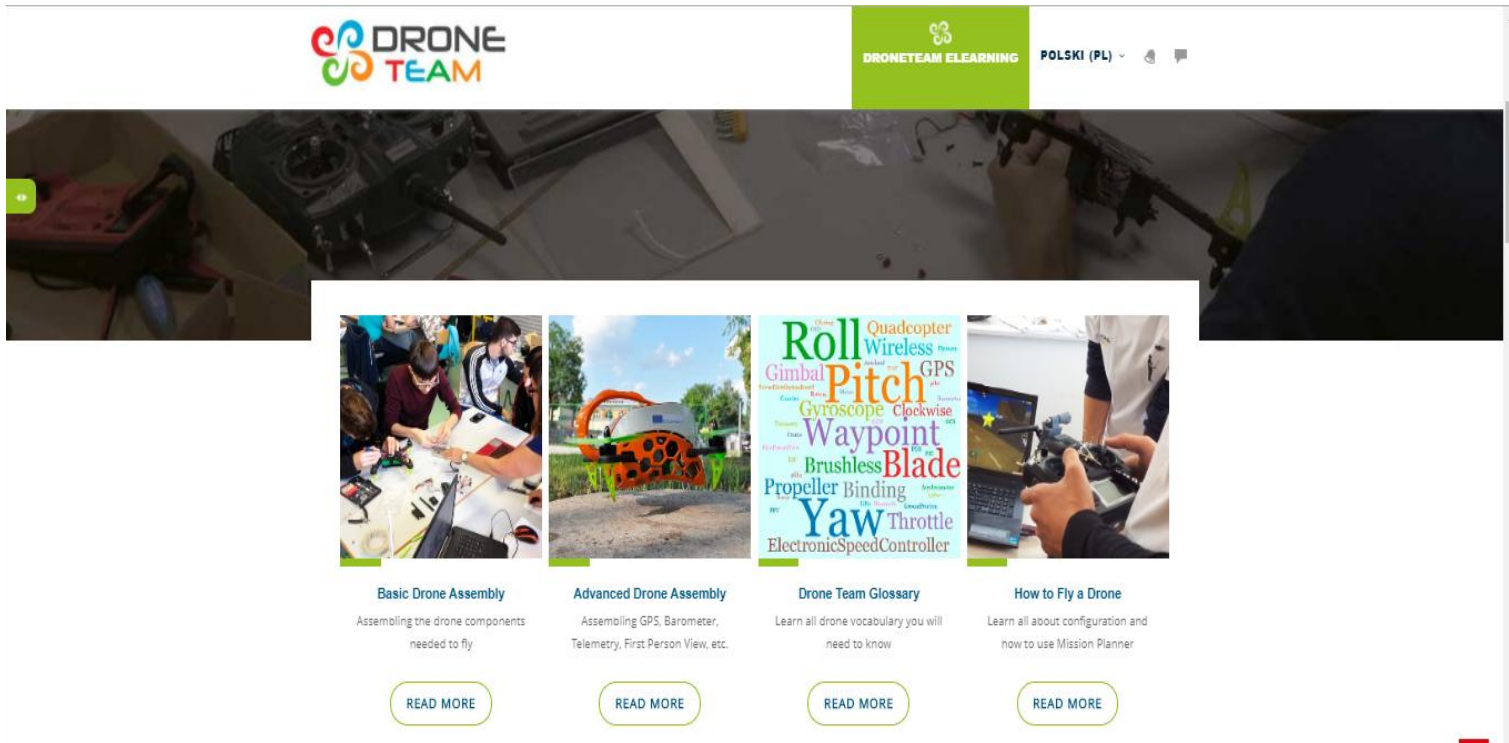
On the Drone Team website you can find a link to Drone Team Moodle Platform. This is one of the results of Drone Team project.


<http://www.droneteamproject.eu/>



The screenshot shows the Drone Team website interface. At the top, there is a navigation menu with links: Home, Project, Consortium, News, Meetings, Results, Dissemination, and Contact. Below the menu is a large banner image of a school building with autumn trees. The banner text reads: "Tehnička škola Sisak CROATIA" and "Tehnička škola Sisak is a vocational school and it is one of five high schools in Sisak, which is an Industrial and commercial city in the central part of Croatia with approximately 60,000 citizens. The school has 484 students, 43 teachers and 7 management staff." Below the banner is a grid of images showing project activities. On the right side, there is a 'Links' section with a button for 'Moodle' highlighted by a red circle. Below the 'Links' section is a 'Login Form' section with a 'Użytkownik' input field. At the bottom, there is a 'Drone Team Project' section with a brief description of the project's goals.

<http://moodle.droneteamproject.eu/>



 DRONE
TEAM

DRONETEAM ELEARNING POLSKI (PL)

Basic Drone Assembly
Assembling the drone components needed to fly

Advanced Drone Assembly
Assembling GPS, Barometer, Telemetry, First Person View, etc.

Drone Team Glossary
Learn all drone vocabulary you will need to know

How to Fly a Drone
Learn all about configuration and how to use Mission Planner

READ MORE READ MORE READ MORE READ MORE



After launching Moodle Platform, in the upper right corner you can find a link for registration on the platform or to log in if you are already Moodle user.



POLSKI (PL) ▾





moodle.droneteamproject.eu/login/signup.php



DRONETEAM ELEARNING POLSKI (PL) ▾

▽ Wybierz nazwę użytkownika oraz hasło, które będą używane do logowania

Nazwa użytkownika *

Hasło musi mieć znaków co najmniej: 8, liczb co najmniej: 1, małych liter co najmniej: 1, dużych liter co najmniej: 1, niestandardowych znaków co najmniej: 1

Hasło *

▽ Proszę wpisać kilka informacji o sobie

E-mail *

E-mail (jeszcze raz) *

Imię *

Nazwisko *

Miasto

Kraj

Pytanie zabezpieczające ⓘ



Wpisz słowa powyżej

[Wygeneruj inne CAPTCHA](#)

[Pobierz dźwiękowe CAPTCHA](#)

If you want to register, you have to fill in a form necessary for registration. You have to be really careful about creating the password since the Moodle platform has got some restrictions regarding that field.

After the registration, you are going to get a link to finish the registration process onto your email address.





Each of our partners has had a task to create the course.

You can find really interesting and useful information about:

- Basic drone assembly,
- Learning everything about drone components,
- Advanced drone assembly,
- How to fly a drone,
- Mission planning,
- Glossary.

